

Our work in **Brighton and Hove**



Bedroom numbers *

1 bed	804
2 bed	576
3 bed	114
4 bed	8
5 bed	2
Self-contained bedsit	74

Total homes managed by the Group *

Affordable rent	123
General needs	836
Housing for older people	160
Intermediate rent	29
Leasehold/freehold	86
Market rent	2
Shared ownership	285
Supported housing	1
Total	1522



Repairs **

Repairs in last 12 months **4,582**

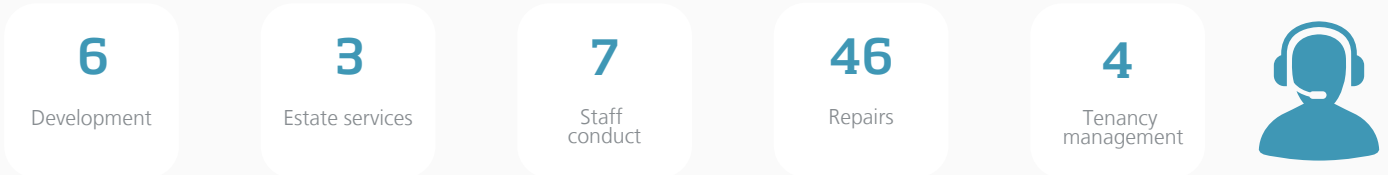
Responsive repairs £ in last 12 months **£854,239**

Average repair spend **£186.43**


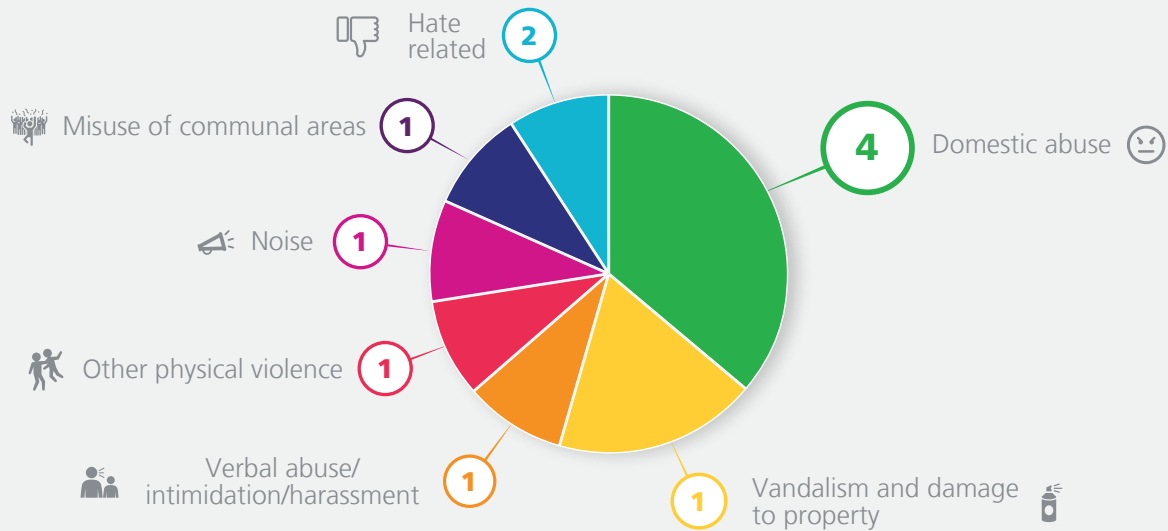
Total major works spend in last 12 months **£481,000**

Planned works budget (to March 2021) **£4,221,629**

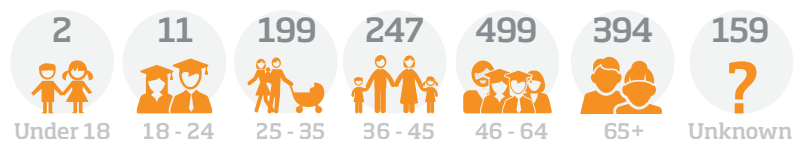
First level complaints closed in last 12 months **



High risk anti-social behaviour cases closed in past 12 months **



Tenants by age *



7

community activities took place

Type of activities ***

Financial inclusion, employment support, community activities and local project delivery.

= £127k in social value

* At 7 January 2016

** October 2014 - September 2015

*** 2015