

# Our work in **Greenwich**



## Bedroom numbers\*

1 bed	327
2 bed	388
3 bed	210
4 bed	32
5 bed	1
6 bed	2

## Total homes managed by the Group\*

General needs	337
Intermediate rent	238
Shared ownership	382
Leasehold/freehold	3
<b>Total</b>	<b>960</b>

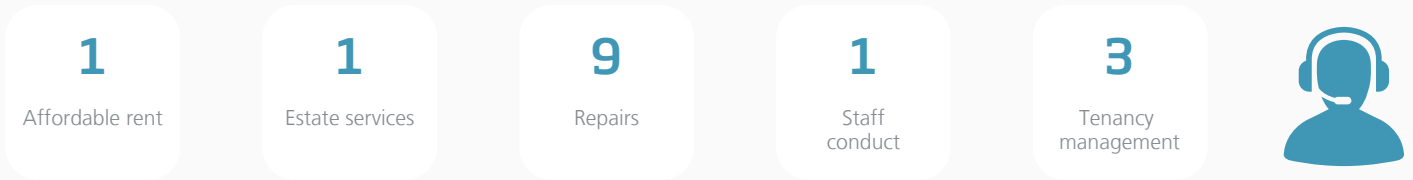
## Repairs\*\*

Repairs in last 12 months **1,829**

Responsive repairs £ in last 12 months **£287,342**

Average repair spend **£157.10**

First level complaints closed in last 12 months\*\*

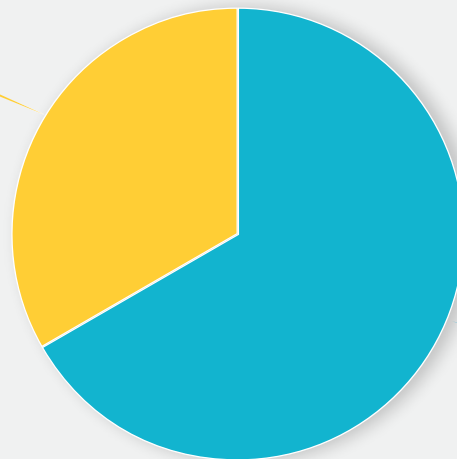


## High risk anti-social behaviour cases closed in past 12 months\*\*




Verbal abuse/intimidation/harassment

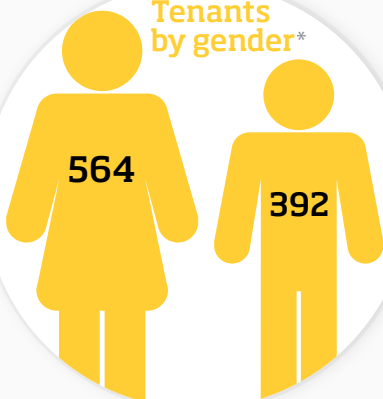
1



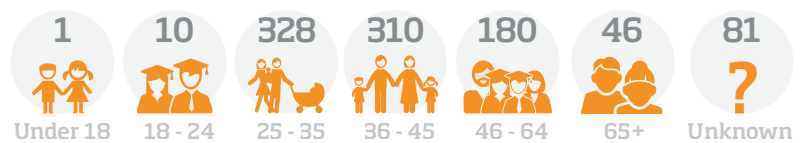
2

Domestic abuse 

## Tenants by gender\*



## Tenants by age\*



4

community activities took place

### Type of activities\*\*\*

Financial inclusion, employment support, community activities, family intervention project and health and wellbeing.

= **£11k** in social value

\* At 7 January 2016

\*\* October 2014 - September 2015

\*\*\* 2015