

Our work on the **Isle of Wight**



Bedroom numbers *

1 bed	1210
2 bed	1279
3 bed	885
4 bed	49
5 bed	8
6 bed	1
Room in shared accommodation	3
Room in shared dwelling	172
Self-contained bedsit	66
Visitor/guest room	1


Total homes managed by the Group *

Affordable rent	108
General needs	2531
Housing for older people	277
Intermediate rent	69
Leasehold/freehold	81
Market rent	12
Shared ownership	141
Supported housing	250
Total	3469

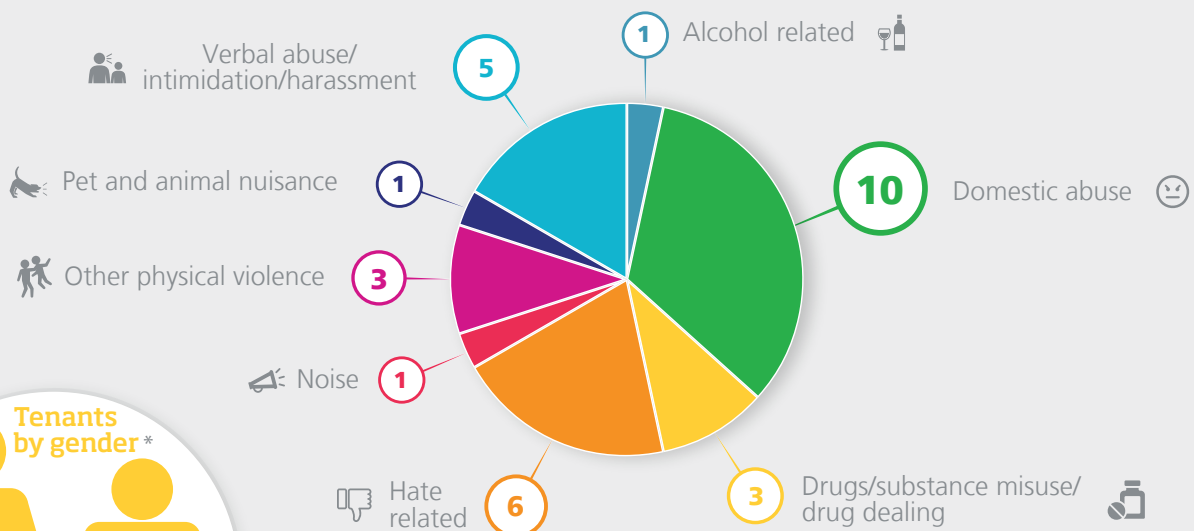
Repairs **

Repairs in last 12 months	12,754
Responsive repairs £ in last 12 months	£1,206,533
Average repair spend	£94.60
Total major works spend in last 12 months	£590,513
Planned works budget (to March 2021)	£2,710,000

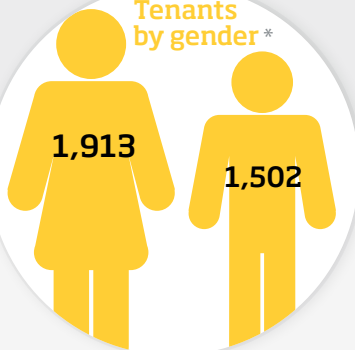
First level complaints closed in last 12 months **

1 Estate services	4 Lettings	10 Repairs
8 Staff conduct	1 Tenancy management	

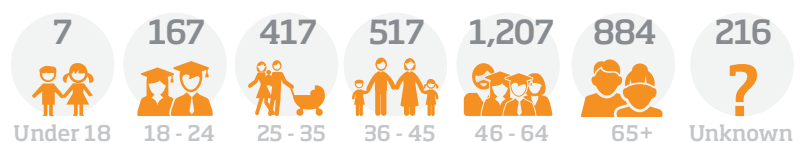
High risk anti-social behaviour cases closed in past 12 months **




Tenants by gender *



Tenants by age *



32 
new homes built for a total of
£5.05m



13 community activities took place

Type of activities ***

Financial inclusion, employment support, youth activities, community activities, local project delivery and digital inclusion.

= £326k in social value