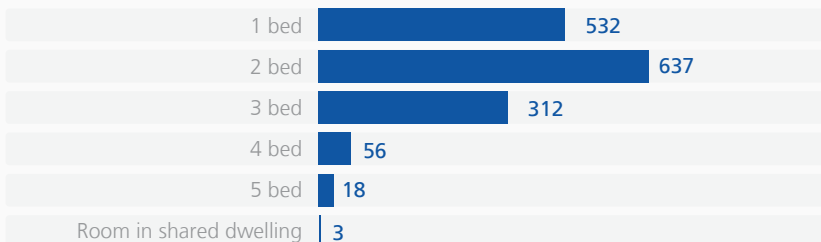


Our work in **Islington**



Bedroom numbers*



Repairs**

Repairs in last 12 months **3,743**

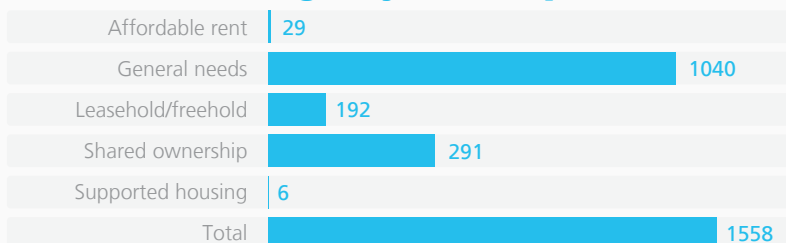
Responsive repairs £ in last 12 months **£246,390**

Average repair spend **£65.83**

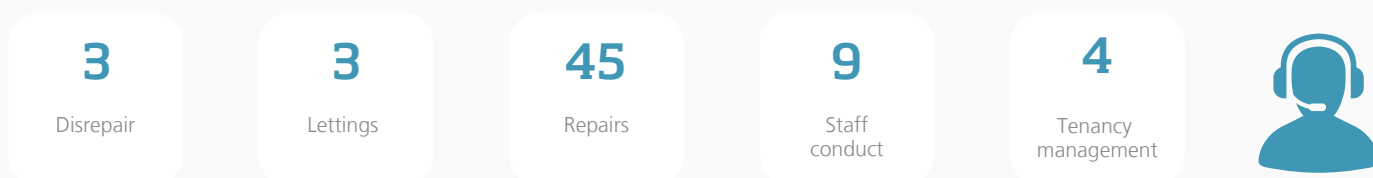
Total major works spend in last 12 months **£402,000**

Planned works budget (to March 2021) **£642,000**


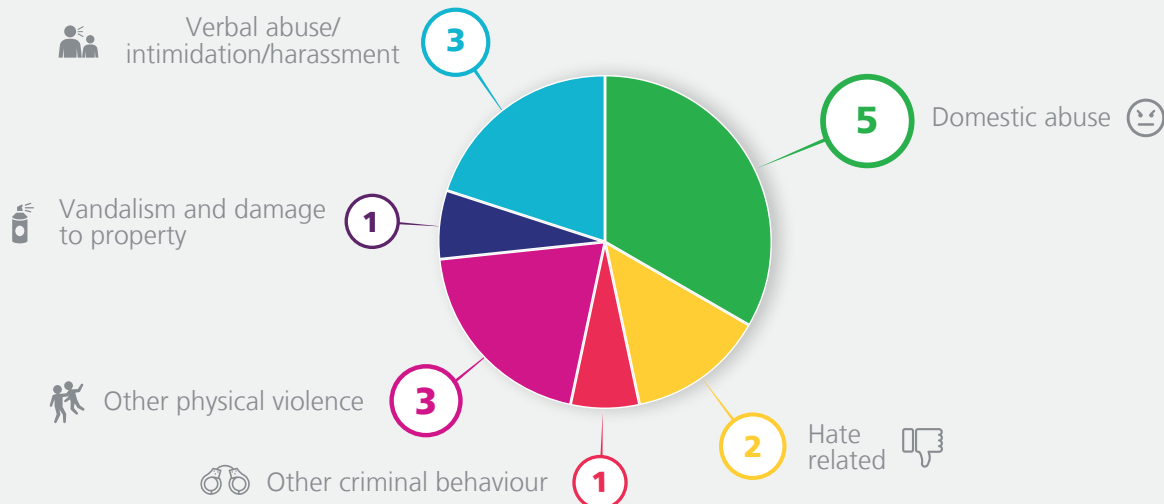
Total homes managed by the Group*



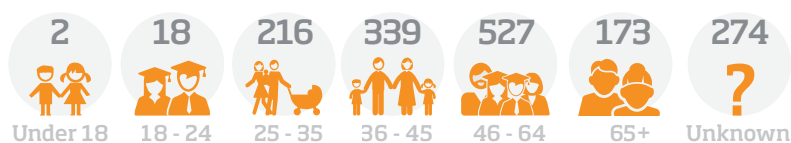
First level complaints closed in last 12 months**



High risk anti-social behaviour cases closed in past 12 months**



Tenants by age*



7

community activities took place



Type of activities***
Financial inclusion, employment support, family intervention project, youth activities, health and wellbeing, community activities, and local project delivery

= £109k in social value

* At 7 January 2016

** October 2014 - September 2015

*** 2015