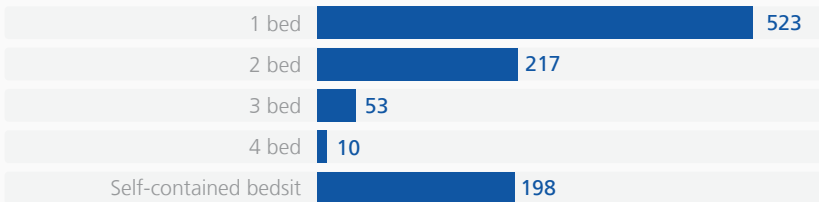


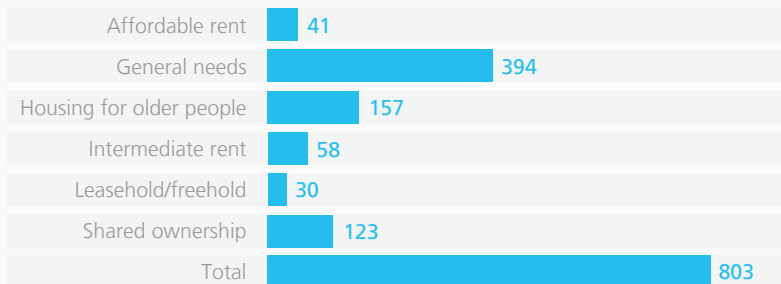
# Our work in Portsmouth



## Bedroom numbers \*



## Total homes managed by the Group \*



## Repairs \*\*

Repairs in last 12 months **1,476**

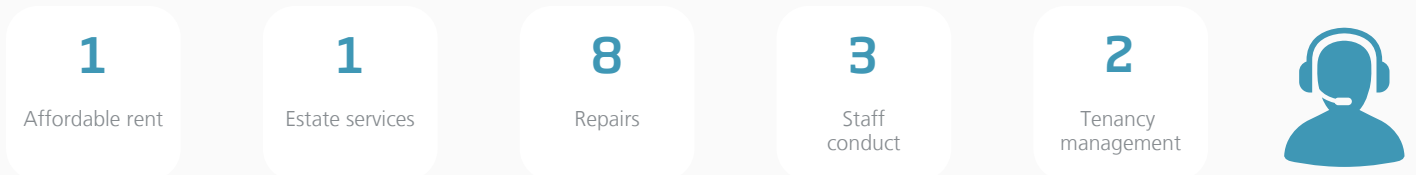
Responsive repairs £ in last 12 months **£104,240**

Average repair spend **£70.62**


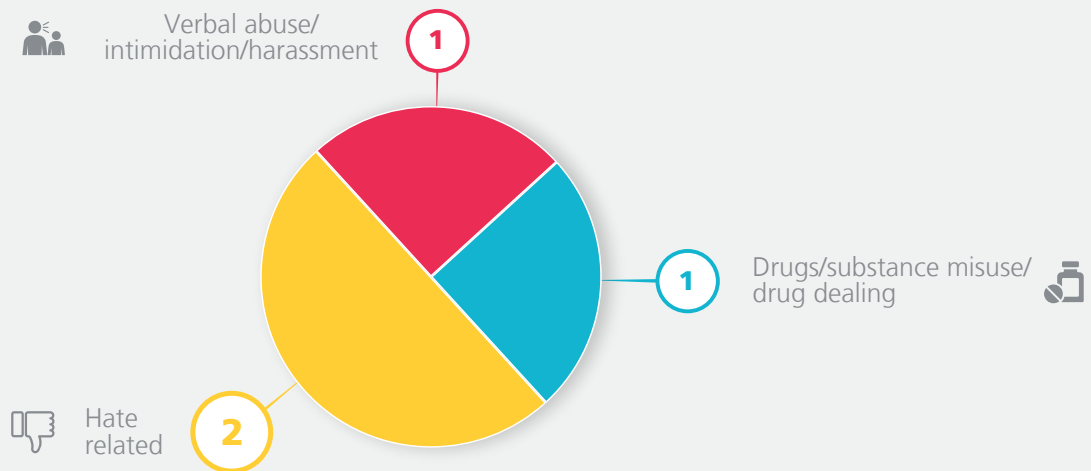
Total major works spend in last 12 months **£201,993**

Planned works budget (to March 2021) **£165,000**

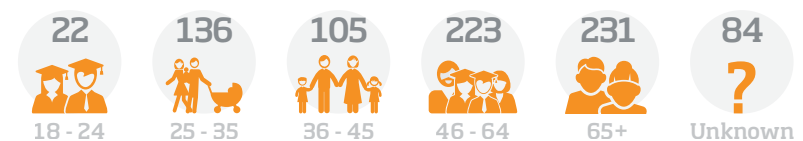
## First level complaints closed in last 12 months \*\*



## High risk anti-social behaviour cases closed in past 12 months \*\*



## Tenants by age \*



**10**

community activities took place

### Type of activities \*\*\*

Financial inclusion, employment support and community activities.

= **£62`k** in social value

\* At 7 January 2016

\*\* October 2014 - September 2015

\*\*\* 2015