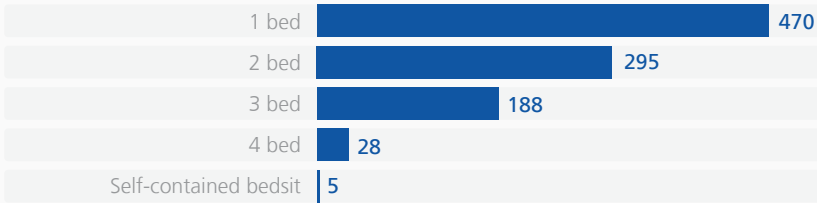


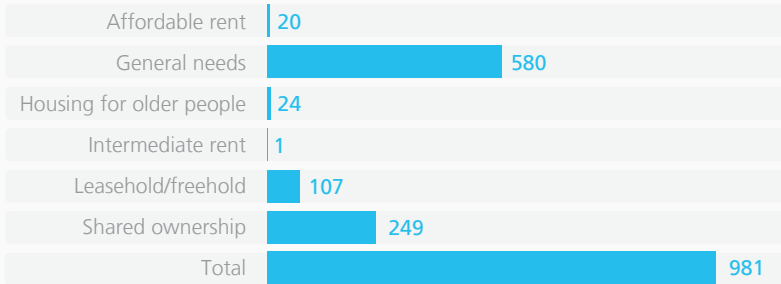
Our work in **Southwark**



Bedroom numbers *



Total homes managed by the Group *



Repairs **

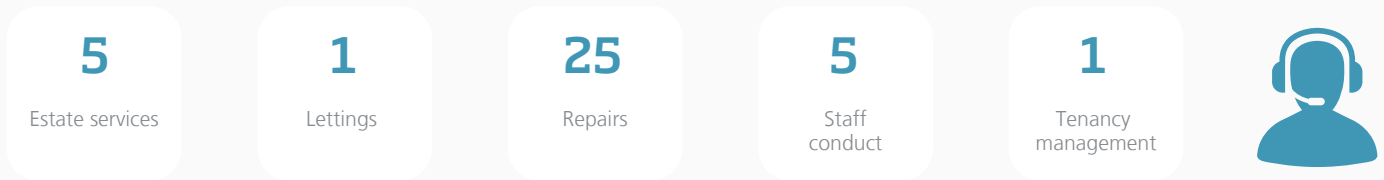
Repairs in last 12 months **2,154**

Responsive repairs £ in last 12 months **£186,997**

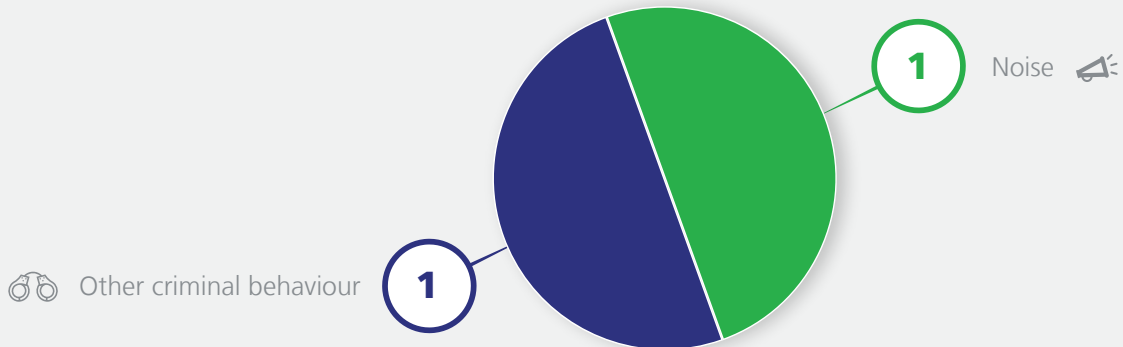
Average repair spend **£86.81**

Planned works budget (to March 2021) **£2,995,000**


First level complaints closed in last 12 months **



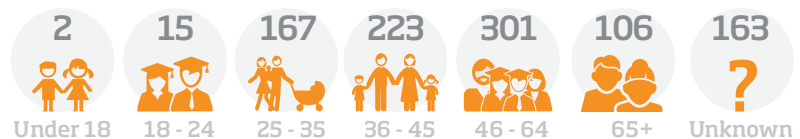
High risk anti-social behaviour cases closed in past 12 months **



Tenants by gender *



Tenants by age *



4

community activities took place

Type of activities ***

Financial inclusion, employment support, family intervention project, health and Wellbeing, local project delivery.

= £95k in social value

* At 7 January 2016

** October 2014 - September 2015

*** 2015