

Our work in **Tower Hamlets**



Bedroom numbers *

1 bed	532
2 bed	529
3 bed	304
4 bed	113
5 bed	68
6 bed	10
7 bed	2
Self-contained bedsit	20



Repairs **

Repairs in last 12 months **5,110**

Responsive repairs £ in last 12 months **£817,304**

Average repair spend **£159.94**

Total major works spend in last 12 months **£760,336**

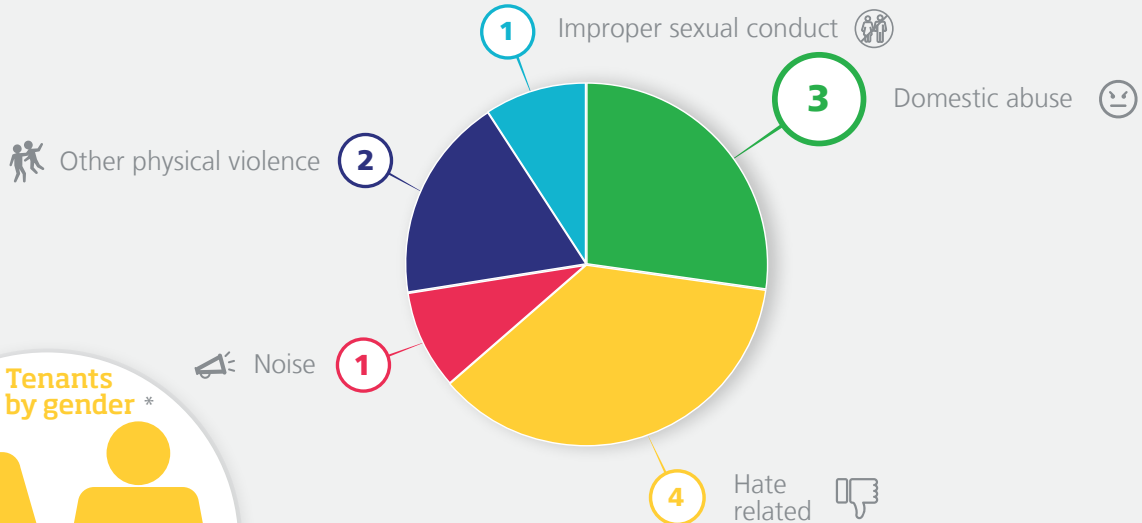
Total homes managed by the Group *

Affordable rent	38
General needs	1159
Housing for older people	124
Leasehold/freehold	105
Shared ownership	135
Total	1561


First level complaints closed in last 12 months **



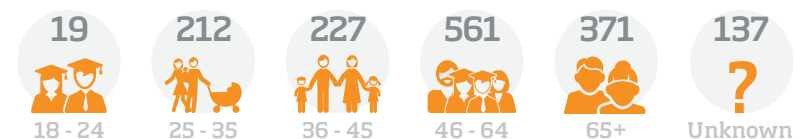
High risk anti-social behaviour cases closed in past 12 months **




Tenants by gender *



Tenants by age *



22 
new homes built for a total of
£14m



19

community activities took place

Type of activities ***

Financial inclusion, employment support, family intervention project, youth activities, volunteering, health and wellbeing, community activities and local project delivery.

= £341k in social value

* At 7 January 2016

** October 2014 - September 2015

*** 2015