

Our work in **Reading**



Bedroom numbers*

1 bed	407
2 bed	335
3 bed	75
4 bed	18
5 bed	2
6 bed	1
Self-contained bedsit	57
Visitor/guest room	3

Total homes managed by the Group*

Affordable rent	66
General needs	399
Housing for older people	113
Intermediate rent	153
Leasehold/freehold	10
Shared ownership	99
Total	840



Repairs**

Repairs in last 12 months **2,829**

Responsive repairs £ in last 12 months **£208,068**

Average repair spend **£73.55**

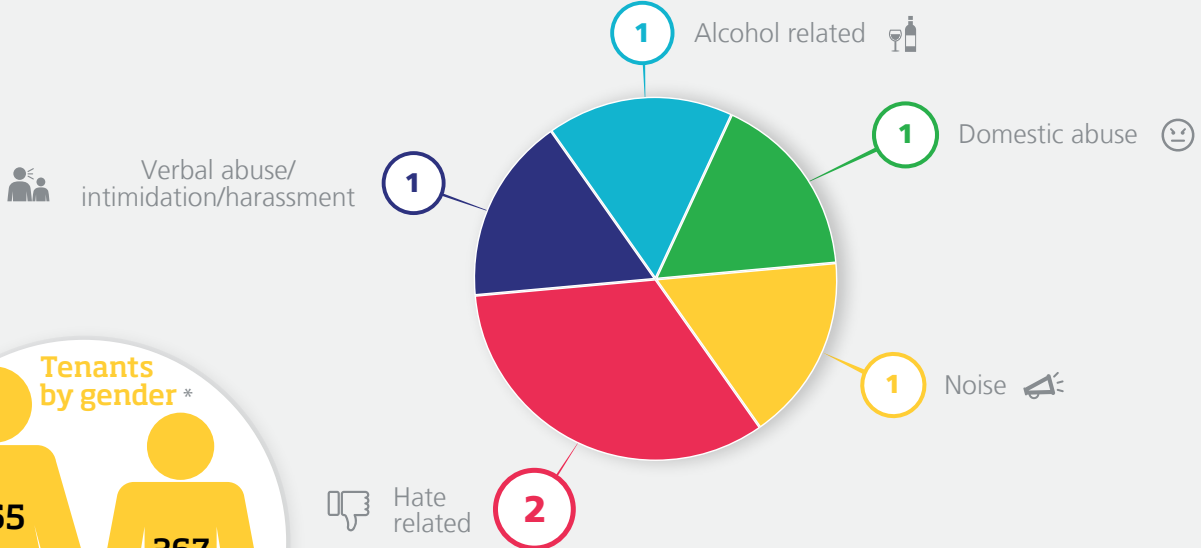
Total major works spend in last 12 months **£330,000**

Planned works budget (to March 2021) **£1,190,000**


First level complaints closed in last 12 months**



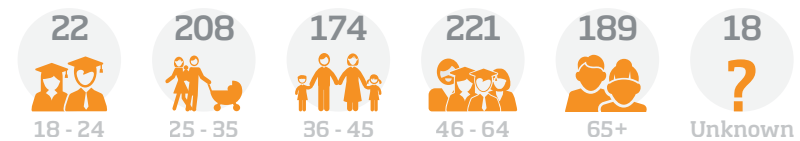
High risk anti-social behaviour cases closed in past 12 months**




Tenants by gender*



Tenants by age*



33  
new homes built for a total of
£5.5m



3 community activities took place

Type of activities***

Financial inclusion, community activities and local project delivery.

= £29k in social value

* At 7 January 2016

** October 2014 - September 2015

*** 2015